

VALUE SERIES

MODEL 94

CLASSIC™ LINE



America's Favorite Garage Doors®



Model 94 Short Traditional Panel

With a 2" steel frame and 24 gauge steel construction, the Model 94 is designed for long-lasting performance. The Traditional Panel and four color options combine with Designer or Classic Collection window designs to give you a garage door that suits your home style and lifestyle.


PAINT SYSTEM
**LIMITED
LIFE
WARRANTY**

WINDOWS
**LIMITED
10YR
WARRANTY**

HARDWARE
**LIMITED
3YR
WARRANTY**



STYLE



94 Traditional Short
Complements homes with traditional styling.

COLORS



White



Brown



Almond




Sandtone

FEATURES

- Heavy-duty 24 gauge steel
- Finished painted galvanized end stiles
- Patented Safe-T-Bracket® cannot, under normal circumstances, be removed while the door is under tension
- Corrosion-resistant longer lasting galvanized torsion spring is one of four spring options available
- Top quality nylon rollers provide durability and quiet operation
- Step plate, inside and out, make door easy and safe to close
- WINDCODE®: Doors and impact-resistant windows available to meet most regional wind load requirements. Consult your local dealer for specific information.




24 Gauge Steel
1-Layer Construction



Step Plate/
Lift Handle



Rust-proofing
System



Galvanized
Torsion Spring

WINDOW OPTIONS

Inspired by current architectural trends, our windows add natural light to your garage while adding curb appeal to your home. All Clopay window frames are UV-protected and are color matched to our prefinished door colors. Window frames screw in from the inside for easy glass replacement or to change designs.

Designer Collection Windows

Available in short or long panel designs, Clopay's Designer Collection Windows are created to complement many home styles.

Wrought Iron Series

Studio™ Series

Leaded Series

Brilliance® Series



Tuscany



Orleans



Art Deco I



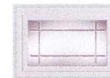
Art Deco II



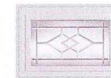
Brass
Radiance



Brass
Elegance




Solitaire



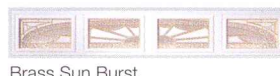
Marquise



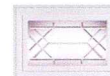
Living Tree



Mission



Brass Sun Burst
(8', 9', 16', 17', 18' widths only)



Trillian

Classic Collection Windows

UV-protected cellular plastic insert designs snap into either the inside or outside of the window frame for easy cleaning or to change designs. Windows are offered in single pane, double pane, acrylic or obscure glass.




Cathedral 507



Charleston 508



Colonial 509



Prairie 510



Plain Window†



Sunset 501
(8', 9', 12', 16', 17', 18' widths only)



Sunset 502
(7', 7'6", 12' widths only)



Sunset 503
(8', 9', 16', 17', 18' widths only)



Sunset 504
(14', 15', 15'6" widths only)



Sunset 505
(16', 17', 18' widths only)



Sunset 506
(10', 20' widths only)

† Shown with clear glass. Acrylic and obscure glass optional.
Ask your Clopay Pro-Series Dealer for the Classic Line window brochure.

Visit clopaydoor.com or call 1-800-2CLOPAY (800-225-6729) for more information on Clopay, America's Favorite Garage Doors.