

CMD series



OUTSTANDING design
& excellent VALUE

PAINT SYSTEM
LIMITED
25YR
WARRANTY

MATERIALS
FULL
1YR
WARRANTY

The Clopay CMD Series medium duty rolling steel service door is a true crossover commercial system that successfully bridges the gap between sheet door cost and service door performance capabilities.

clopaycommercial.com

FEATURES & BENEFITS

- Prefinished gray 24 gauge galvanized steel curtain with a two-part baked-on finish paint system for maximum durability and corrosion resistance
- Interlocking roll-formed steel slats in your choice of curved (CMD15) or flat (CMD16) designs, which may be repaired or replaced with standard parts
- Curtains designed for openings up to 16' wide x 16' high
- Minimal headroom and sideroom requirements ensure greatest design efficiencies
- Weatherstripping available for CMD16 doors as vinyl guide seal
- Unique 12" O.D. barrel assembly provides superior deflection resistance and unequalled balance characteristics
- Guide channels are heavy gauge, roll-formed galvanized shapes suitable for windlocking in larger sizes and higher windload demands
- Bottom bar is an extruded aluminum shape that accepts most bottom astragals and electrical safety edges
- Bottom astragal is compressible loop-type and standard on all CMD Series doors
- Zinc plated inside locking slide bolts that may be padlocked are provided for each side of the curtain
- Chain hoist operation is standard with motor or manual operation optional
- Optional hood enclosure is a prefinished, square shape that provides protection from debris and damage
- Unparalleled 1 year warranty is standard for all CMD Series doors
- Nationwide network of dealers ensures professional installation and setup

CMD SERIES SPECIFICATIONS

Curtain: Prefinished galvanized steel constructed of interlocking slats roll-formed from 24 gauge steel. Curtain slats are staked or windlocked at each end to prevent lateral movement. Slat profile available in choice of flat (CMD16): 2.63" high by .66" deep, or curved (CMD15): 1.97" high by .53" deep.

Curtain Windlocks: As required per design to meet windload specifications.

Bottom Bar: Mill finish aluminum extrusion with tubular compression style bottom astragal.

Barrel Assembly: Galvanized spiral wound 12" O.D. tube. Deflection under full load not to exceed .03" per foot of span supported by shielded bearings mounted to torsion shaft.

Springs: Stress relieved, grease packed and mounted on steel torsion shafts, engineered for minimum 20,000 cycles.

Jamb Brackets: Triangulated galvanized steel shapes mounting to structural jamb surface to support barrel and curtain assembly.

Tension Mechanism: Externally accessible for full range of curtain balance adjustment.

Hood: Optional. 24 gauge, square shaped prefinished steel to cover barrel and curtain assembly and protect from debris and damage. Hood baffle is optional on CMD16. Intermediate hood support(s) furnished as required.

Guides: Formed steel box shapes for face mount to steel, gypsum, wood or masonry. Polyethylene guide runners mounted to guide contact surfaces provide a self-lubricating wear channel for curtain operation. Guide assembly includes removable curtain stops and flared guides.

Weatherstripping: Exterior vinyl guide seal, compression type bottom bar astragal and dual-durometer header seal. Weatherstripping is optional.

Operation: Manual push-up, chain hoist, or motor operation. Safety reversing systems, radio control systems and security stations are optional.

Locking: Two zinc plated steel slide bolt locks with padlock provisions, coil side.


Finish: Curtain slats and optional hood are hot-dipped galvanized, per ASTM A653, with baked-on epoxy primer and polyester finish coat. Available in orange, tan, white, gray, bronze, and Galvalume®. Guides and jamb brackets are galvanized. Bottom bars are mill finish aluminum.

Warranty: Provide manufacturer's standard one year warranty from date of purchase against defects in materials and workmanship. Springs are warranted for one year from date of purchase.

Installation: Clopay rolling steel doors shall be installed and adjusted according to factory installation instructions by trained door system technicians.


AVAILABLE OPTIONS

- Increased windload designs
- Motor operation
- Wall-mount motor cover
- Weatherstrip package (available on CMD16 only)
- Hood: 24 gauge, square prefinished galvanized steel
- Powder coat finish



STANDARD PAINT COLORS

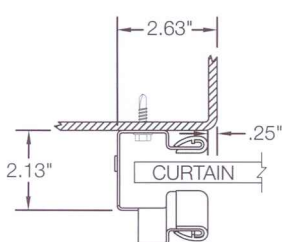
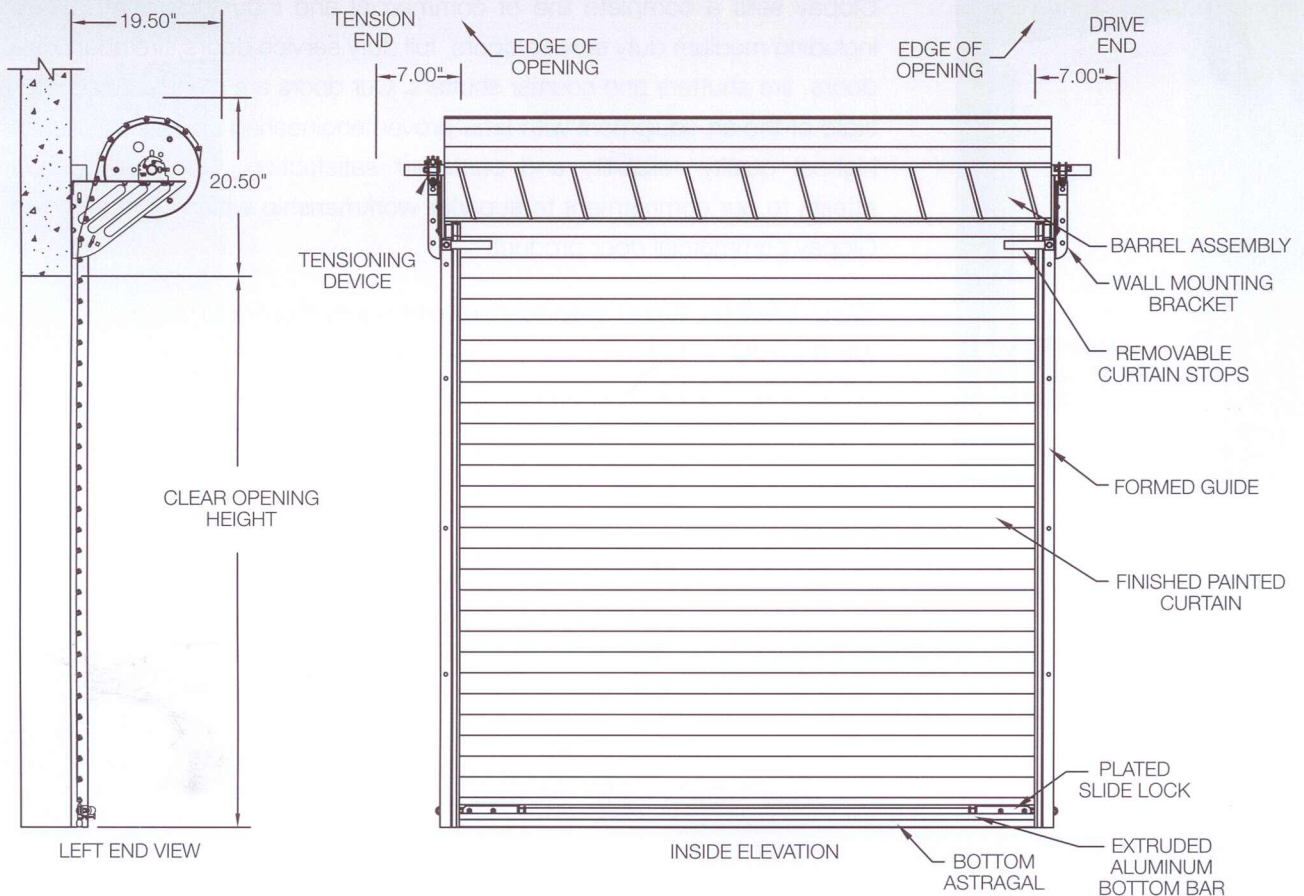
Clopay's rolling steel doors come standard in a choice of five colors: orange, tan, white, gray, bronze, plus Galvalume. Each standard color is a two-part baked-on system that has been formulated to withstand the most stringent conditions. Our standard paint finish has a 25 year film integrity warranty, guaranteed to hold up against peeling, cracking, blistering, flaking, splitting or delaminating. These colors are also guaranteed not to fade or change color for 25 years.* Colors here are for general representation only and cannot be used for accurate color matching. Color chips are available on request.



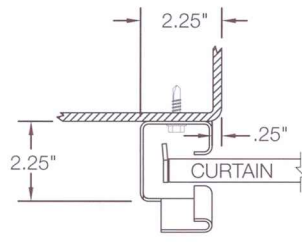
ORANGE TAN WHITE GRAY BRONZE GALVALUME

* DASMA #274 states that "a common occurrence with rolling steel door products, under normal usage of such products, is the wearing away of the painted surface of the curtain. This condition occurs as the result of the curtain repeatedly coiling upon itself, and then repeatedly uncoiling, upon the opening and closing of a rolling steel door." Therefore normal wear and tear from metal-to-metal contact is not covered under the Clopay paint warranty.

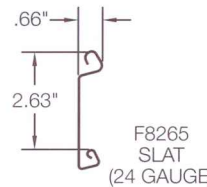
DOOR ELEVATIONS



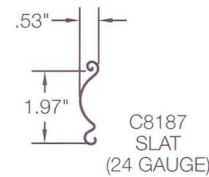
STANDARD GUIDE



WINDLOCK GUIDE



F8265 SLAT (24 GAUGE)



C8187 SLAT (24 GAUGE)

