


PREMIUM SERIES

3280

1/2 HP Belt Drive
Garage Door Opener




QUIET, SMOOTH...YET TOUGH AS A STEEL-BELTED TIRE.

For consumers who want both quiet and smooth-running reliability, or simply have rooms positioned above their garage, 3280 is the choice.

1/2 HP heavy-duty motor equipped with Motor Vibration Isolation System (MVIS®)...a revolutionary floating motor design that eliminates powerhead vibration for smooth, quiet performance year after year. One-piece solid-steel T-rail with automatic belt tensioner on trolley. Enhanced belt drive system is engineered for more secure belt grip.


- 200-watt lighting
- Meets all UL325 requirements
- Lifetime motor and belt warranty

ACCESSORIES INCLUDED



Multi-Function Control Panel

The standard in control. Controls garage door and turns opener lights on/off from inside the garage. Locks out radio signals while you're away. Includes adjustable light timer and illuminated oversized push button.



Security+® 3-Button Remote Control

With rolling code technology, you are assured of a new code with every use. Every time you come and go, your code changes to one of over 100-billion new codes, never to be repeated.

At Chamberlain, safety is a major part of our mission.
It's our commitment to you and, quite simply, the way we produce products every day. Our LiftMaster® products are designed to move the largest door in your home, safely, securely and by always putting safety first.

CHAMBERLAIN®

LiftMaster®

UNSURPASSED SAFETY AND SECURITY

All LiftMaster® garage door openers are manufactured with the highest level of safety and monitoring systems to ensure safe operation.

- The Protector System® safety sensors reverse the door automatically if the infrared beam is broken, before contact is made.
- Sensing technology will stop the door from closing if contact is made with a person or object.
- Security+® Rolling Code Technology assures a new code is sent every time the remote is used.
- Patented PosiLock® system ensures the door remains securely locked when it is closed.
- Opener light turns on automatically when The Protector System® safety infrared beam is broken.

ENHANCE YOUR LIFESTYLE WITH OPTIONAL ACCESSORIES



know for sure the door is closed

Lets you know whether the garage door is open or closed from any room in the house. A flashing red light shows the door is open; a glowing green light indicates the door is closed.

GARAGE DOOR MONITOR (915LM)

enter without a key

Open your garage door without using a remote control and close with just the push of a button. Also can be programmed with a temporary entry code for friends and service people.



WIRELESS KEYLESS ENTRY with SECURITY+® (377LM)

access on the go

Operates up to 3 garage doors. Turns garage door opener lights on and off. Fits on keychain or in a pocket or purse.



MINI 3-BUTTON REMOTE CONTROL with SECURITY+® (370LM)

put control where you want it

For people who want a second control in their garages. A light control button turns garage door opener lights on and off. Auxiliary button can be programmed to open and close a second garage door.



WIRELESS CONTROL PANEL (378LM)

park perfectly every time

The high-tech solution that helps you park perfectly in your garage! As you pull into your garage the laser is activated and projected onto the dashboard, making it easy to park in the same spot every time.



LASER GARAGE PARKING ASSIST (975LM)

STANDARD SPECIFICATIONS

DIMENSIONS

Installed Length: 128"
Maximum Door Opening: 7' 6"*
Headroom Clearance Required: 2"
*Up to 10' with optional 8' or 10' rails

CARTONS

Number of Cartons: 2
Carton 1 Dimensions and Contents:
20" x 12" x 10"
Multi-Function Control Panel
373LM Remote Control
Garage Door Opener Head
The Protector System®
Carton 2 Dimensions and Contents:
10' 4" x 5" x 5"
Assembled Solid-Steel T-Rail

SECURITY+® RADIO CONTROLS

Coding System: Smart Receiver
Code Button and Indicator Light
Operating Range: 150' (approximately)
Operating Temperature: -40°F to 150°F
3-Volt Lithium Battery (Remote Control)
Frequency: 315MHz
373LM 3-Button Remote Control
Security+® Anti-Burglary Coding

CONVENIENCE/SAFETY

The Protector System®
Emergency/Quick Release
Automatic Trolley Reconnect
Ventilation/Pet Opening
Down Safety Reverse
Up Safety Stop
Door Open/Beam Broken/Lights On
PosiLock®

ELECTRICAL SPECIFICATIONS

POWER

Voltage: 120V AC, 60Hz; Wattage: 540; Current Rating: 4.5
UL Listings: Yes; Length of Line Cord: 4' (3-prong)

LOGIC TYPE

Solid-State Microcontroller with Built-in Surge Suppressor

LIGHTING

Number of Bulbs: 2
Maximum Wattage: 100 x 2
Length of Light Delay: Adjustable
Type of Light Delay: Solid-State

MECHANICAL SPECIFICATIONS

MOTOR

Horsepower: 1/2
RPM: 1,625
Thermal Protection: Automatic
Lubrication: Permanent

DRIVE MECHANISM

Drive Means: Full Reinforced Drive Belt
Reduction Means: Gear 16:1
Door Linkage: Adjustable Door Arm

ADJUSTMENTS

Force: Independent External Up and Down
Limit: External

TRAVEL RATE

Approximately 7"/Second

SHIPPING WEIGHTS

Head: 28 Lbs.
Rail: 17 Lbs.

MATERIALS

Chassis: Steel
Rail: Solid-Steel T
Trolley: Steel

LIFETIME MOTOR & BELT WARRANTY

1 year on all other parts. For more information, refer to owner's manual. LiftMaster® garage door openers meet all current state and federal regulations and UL safety regulations as of date of manufacture.



The in-vehicle universal remote control. See your automobile dealer for availability.

CHAMBERLAIN®
LiftMaster®

World's #1 Installed Garage Door Opener
THE CHAMBERLAIN GROUP, INC.
845 Larch Avenue • Elmhurst, IL 60126
www.liftmaster.com



©2009 LM 3280 07/09
The Chamberlain Group, Inc.
Printed in U.S.A.

WARNING: Garage doors and openers can be dangerous if not properly installed, tested and operated. Children should be supervised by an adult whenever in or around the garage area.

LMCA3280