

PROFOUND/INTRIGUING


2700 *series* HIGH-DEFINITION FIBERGLASS FACED DOORS

Your home reflects who you are and allows you to make the statement you choose. The largest door on your home will only add to that personalized statement. C.H.I. offers an additional way in which to do this with the all-new high definition distinguishing look offered by this new fiberglass door. Created for those who choose to make a statement.



The Door to Quality.

MODEL INFORMATION



FEATURES (subject to change without notice)

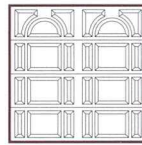
- The sections are 2" thick with a formed fiberglass face and a 25-gauge (.0186 min.) flush steel interior skin painted white
- Exterior skins are factory-finished in six designer colors and three optional wood-tone colors
- Unfinished (gray) exterior skins are available for field gel staining
- Optional 1/2" insulated designer lites are available with a beveled acrylic face and 1/8" DSB obscure glass back with brass or platinum caming
- Thermally-broken for optimum weather protection
- Concealed steel plates run continuously from top to bottom of each section for fastening hardware
- White painted end stiles
- Bottom weather seal utilizes an aluminum retainer and extruded virgin vinyl
- Available widths: 8', 9', 10', 16', 17' and 18'
- Available heights: 7' to 14' in 3" height increments (except 8'3", 8'6" and 10'3")
- R Value 14.44*

*Calculated in accordance with ASHRAE standard formulas

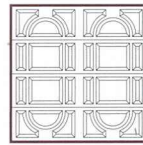
DOOR DESIGNS



2701




2702



2703

WINDOW CAMING



Brass



Platinum


DESIGNER LITES




Arched Monticello



Arched Somerset



Monticello




Somerset

WINDOW PLACEMENTS


Window placements are based on 9' x 7' doors and are recommendations only.



Monticello



Somerset



PANEL CONSTRUCTION

The sections are 2" thick with a polyurethane injected core between a formed fiberglass face and a 25-gauge flush steel interior skin that is thermally-broken for optimum weather protection.

COLOR SELECTIONS

Refer to samples at your local distributor for exact color match.



White



Almond



Evergreen




Oak



Mahogany




Walnut



Unfinished

WOOD-TONE COLOR SELECTIONS



Oak



Mahogany



Walnut

Note: Unfinished doors are for field gel staining only. Follow directions provided by gel stain manufacturer. If field painting is desired, the door must be factory finished (painted) prior to any painting in the field. Use only oil based or acrylic latex house paint when repainting doors.



The Door to Quality.