



RESILIENT/STURDY

# *model* 3290 ALUMINUM FULL-VIEW DOORS


Flexibility, durability and quality make this a choice selection for your full-view needs. Removable inside retainers make changing the look of your door or replacing a window section an ease uncommon to most doors. Sections are assembled with through bolts at each vertical stile location for added strength and rigidity. A tongue-and-groove joint design insures a barrier against the elements while reinforcing the door's overall structure for your security.



10' x 7' full-view anodized aluminum sections



The Door to Quality.




## SPECIFICATIONS

- Clear anodized aluminum or white sections are 2 inches thick, and assembled with through bolts at each vertical stile location
- Section joints are tongue-and-groove
- Glass is installed with a flexible rubber gasket around all edges
- Insulated and 1/4" tempered glass is available in some sizes (*Call your distributor for quote*)
- Aluminum panels can be substituted for glass panels
- Glass or aluminum panels can be easily replaced by removing inside vinyl retainers

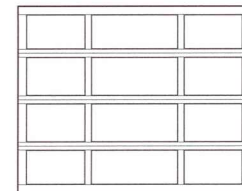
DOOR WIDTH/ PANEL ACROSS	
DOOR WIDTH	PANELS ACROSS
thru 9'5"	2
9'6" - 12'11"	3
13'0" - 16'5"	4
16'6" - 20'2"	5
20'3" - 24'2"	-

DOOR HEIGHT/ NUMBER OF SECTIONS	
DOOR WIDTH	NUMBER OF SECTIONS
thru 8'	4
8'3" - 10'	5
10'3" - 12'	6
12'3" - 14'	7
14'3" - 16'	-

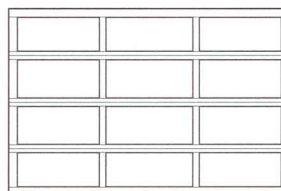
## DOOR SIZES Not all shown



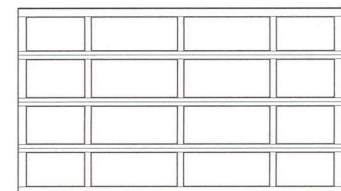
8' x 8'



10' x 8'



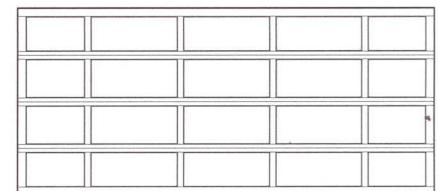
12' x 8'




14' x 8'



16' x 8'




18' x 8'



### SECTIONS

Sections are assembled with through bolts for added strength. Top seals are available as an option.



### INSIDE RETAINERS

Glass replacement is easy using removable inside retainers.



### COLOR SELECTIONS\*\*



White

**\*\*Note:** Refer to samples at your local distributor for exact color match. Specifications are subject to change without notice.

The Door to Quality.